

24in SERIES WORKSTATION CONSOLES



OVERVIEW

Rugged Science Workstation Consoles are provided in four variants: Sit-Down Single Monitor, Sit-Down Dual Monitor, Stand-Up Single Monitor and Stand-Up Dual Monitor. All versions have been designed according to MIL-STD-1472G Human Factors Engineering for optimal user comfort and productivity. All variants are fanless, passively cooled and can be hard mounted to the deck without the need for shock isolators.

The consoles feature a 24 inch touchscreen-enabled LCD monitor with 1920x1080 wide-screen resolution. A Rugged Science standalone PC is mounted internally to a plate, allowing for easy maintenance and future updatability. A lockable front access panel provides convenient access for maintenance activities. The workstation consoles are designed to meet MIL-S-901D Grade A Shock, MIL-STD-167 Vibration, and MIL-STD-461F for EMI.

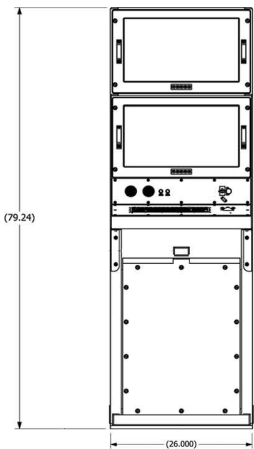
FEATURES

- **Stand-up and Sit-down operator variants**
- **Fanless, -20°C to 60°C operating temperature**
- **24inch 1920x1080 high definition display**
- **5-wire Resistive Touchscreen**
- **Internally mounted Rugged Science standalone computer**
- **Ruggedized 114-key keyboard with full numeric keypad and 24 function keys**
- **Totally waterproof IP68 ruggedized trackball with solid state optical navigation technology**
- **Front access maintenance panel with locking provision for physical security**
- **Sealed side and rear cable access**
- **IP65 Ingress Rating**

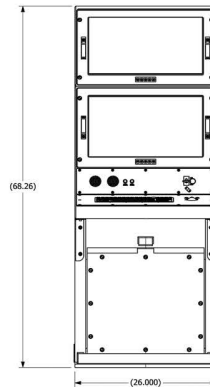
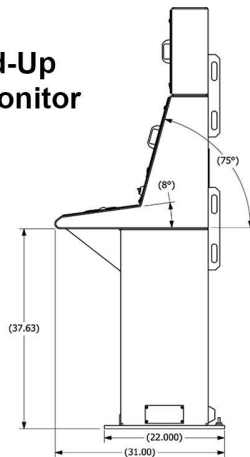
WORKSTATION CONSOLES

SPECIFICATIONS

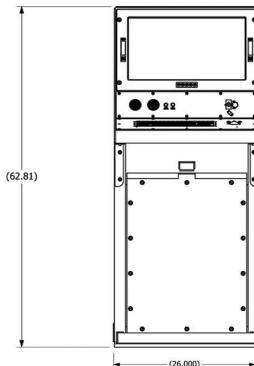
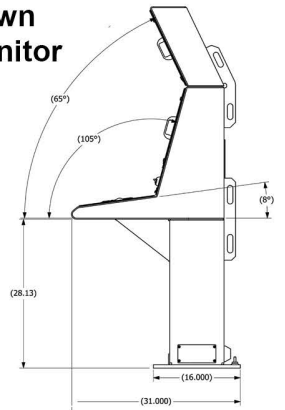
CPU Options	Dual Core i3/i5 Quad/Six Core i7/Xeon	Dual Core i3/i5 Quad/Six Core i7/Xeon	Dual Core i3/i5 Quad/Six Core i7/Xeon	Dual Core i3/i5 Quad/Six Core i7/Xeon
Weight	207 lbs Fully Loaded	173 lbs Fully Loaded	250 lbs Fully Loaded	209 lbs Fully Loaded
Dimensions (WxHxD)	26in (W) X 62.81in (H) X 31in (D)	26in (W) X 53.31in (H) X 31in (D)	26in (W) X 79.24in (H) X 31in (D)	26in (W) X 68.26in (H) X 31in (D)
Keyboard	114-key IP67 Keyboard with full numeric keypad and 24 function keys	114-key IP67 Keyboard with full numeric keypad and 24 function keys	114-key IP67 Keyboard with full numeric keypad and 24 function keys	114-key IP67 Keyboard with full numeric keypad and 24 function keys
Trackball	IP68 Ruggedized 3-button Trackball with solid-state optical navigation	IP68 Ruggedized 3-button Trackball with solid-state optical navigation	IP68 Ruggedized 3-button Trackball with solid-state optical navigation	IP68 Ruggedized 3-button Trackball with solid-state optical navigation
Monitor	1920x1080 24in Flat Panel Display with 16:9 Aspect Ratio	1920x1080 24in Flat Panel Display with 16:9 Aspect Ratio	1920x1080 24in Flat Panel Display with 16:9 Aspect Ratio	1920x1080 24in Flat Panel Display with 16:9 Aspect Ratio
Speaker	Internal 110dB Speaker with push button volume control	Internal 110dB Speaker with push button volume control	Internal 110dB Speaker with push button volume control	Internal 110dB Speaker with push button volume control
Mounting	Hard mount foundation bolted to deck. No shock isolators.	Hard mount foundation bolted to deck. No shock isolators.	Hard mount foundation bolted to deck. No shock isolators.	Hard mount foundation bolted to deck. No shock isolators.
Operating Temperature	-20°C to 60°C Fanless and passively cooled	-20°C to 60°C Fanless and passively cooled	-20°C to 60°C Fanless and passively cooled	-20°C to 60°C Fanless and passively cooled
Maintenance Access	Front access panel with locking provision for physical security	Front access panel with locking provision for physical security	Front access panel with locking provision for physical security	Front access panel with locking provision for physical security
External Cabling Access	Environmentally Sealed Side and Rear Cable access	Environmentally Sealed Side and Rear Cable access	Environmentally Sealed Side and Rear Cable access	Environmentally Sealed Side and Rear Cable access
Power Input	External input: 90 - 264 VAC (Operating), 115/230VAC (Nominal) 47-63Hz	External input: 90 - 264 VAC (Operating), 115/230VAC (Nominal) 47-63Hz	External input: 90 - 264 VAC (Operating), 115/230VAC (Nominal) 47-63Hz	External input: 90 - 264 VAC (Operating), 115/230VAC (Nominal) 47-63Hz
Power Consumption	112 Watts (Nominal) (0.97 amps, 115VAC)	112 Watts (Nominal) (0.97 amps, 115VAC)	146 Watts (Nominal) (1.27 amps, 115VAC)	146 Watts (Nominal) (1.27 amps, 115VAC)
Power Distribution & Fusing	PDU installed in console base to allow safe connection for computer and monitor. 2 Fuses (2A); delat/wye power	PDU installed in console base to allow safe connection for computer and monitor. 2 Fuses (2A); delat/wye power	PDU installed in console base to allow safe connection for computer and monitor. 2 Fuses (2A); delat/wye power	PDU installed in console base to allow safe connection for computer and monitor. 2 Fuses (2A); delat/wye power
Environmental	Humidity: 0-95% Shock: MIL-STD-901D Grade A Vibration: MIL-STD-167-1A EMI: MIL-STD-461G Power: MIL-STD-1399	Humidity: 0-95% Shock: MIL-STD-901D Grade A Vibration: MIL-STD-167-1A EMI: MIL-STD-461G Power: MIL-STD-1399	Humidity: 0-95% Shock: MIL-STD-901D Grade A Vibration: MIL-STD-167-1A EMI: MIL-STD-461G Power: MIL-STD-1399	Humidity: 0-95% Shock: MIL-STD-901D Grade A Vibration: MIL-STD-167-1A EMI: MIL-STD-461G Power: MIL-STD-1399



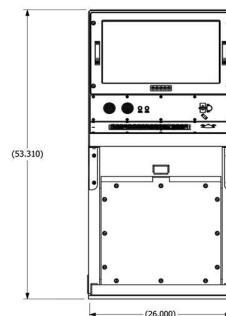
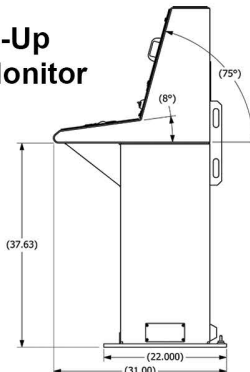
Stand-Up Dual Monitor



Sit-Down Dual Monitor



Stand-Up Single Monitor



Sit-Down Single Monitor

